




KD Filter Housing

Easy to install filter housing

- Easy to assemble
- Used either as a one- or two-stage filter unit
- Capable for use with activated carbon filters
- Service side for easy filter installation and replacement
- Knock down design reduces shipping cost



Application

The KD Filter Housing is designed for use in ventilating systems in commercial buildings and in a wide range of industrial applications. Typical examples include recirculation systems in plants, controlled systems for agriculture, air cleaning systems in indoor firing ranges, and ventilation and filtration systems in laboratories and operating theatres.

Construction

The housing is made of 1.5 mm galvanized sheet steel. The undrilled 40 mm edges of the side panels can serve as flanges to connect the housing to the existing duct work.

The standard construction design of the filter housing includes a two stage filtration system consisting of a 50 mm deep prefilter and either a main filter or an activated carbon filters. A service door on the side of the housing, which is secured with starwheel locks, allows access

to the filter banks. Inside the housing individual filters are contained in AAF Standard Universal Holding Frames. Special sliding tracks provide easy access for service and filter replacement. Second stage filters that have a depth of more than 400 mm, will extend beyond the filter housing at the air leaving side.

Options

The following options are available:

- Weatherproof coating for outdoor installation
- Housing completely pre-assembled
- Manometer
- Duct transition piece
- Epoxy coated finish
- Housing extension

Filters

AAF prefilter types:

- AmerGlas panel filters 25 and 50 mm thick
- AmAir panel filters

For further details see bulletins RA-2-511, RA-2-509

AAF main filter types:

- All DriPak bag filters
- All VariCel compact filters
- Activated Carbon canister filters (optional)

For further details see bulletins: RA-1-132, RA-2-07, RA-1-08

Scope of Supply

The standard scope of supply includes:

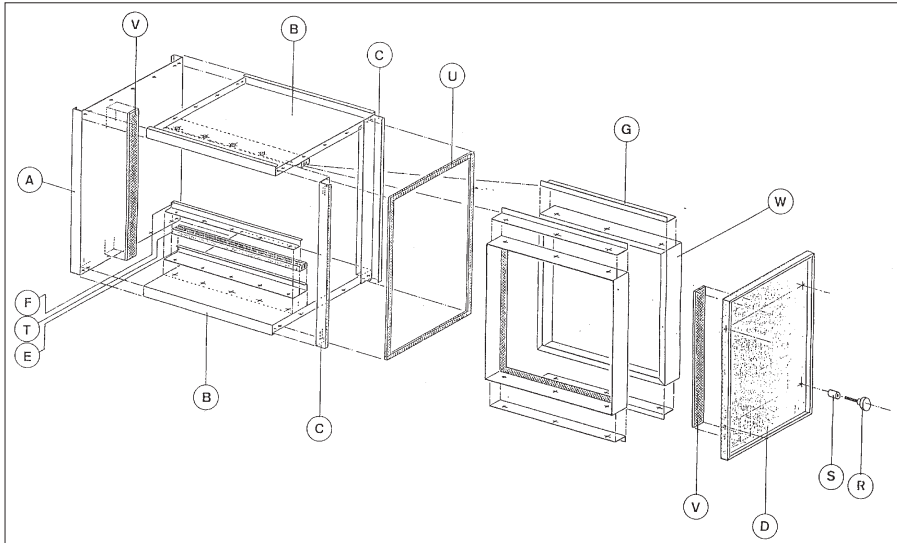
- 1 package, including side panels, side access door, top and bottom panels, hardware, sliding tracks and one set of installation instructions.
- 1 package with universal filter frames.
- including 1 set of filter elements.





KD Filter Housing

Exploded view of housing size KD 101



Legend:

- A. Side pane;
- B. Top and bottom panels
- C. Service door frame
- D. Service door
- E. J-profile for mounting sliding tracks
- F. Z-profile for mounting sliding tracks
- G. L-profile for mounting to filter frames
- R. Starwheel
- S. Washer
- T. Sliding track
- U. Door frame gasket
- V. Side panel and door panel gasket
- W. Universal frame

Selecting the Housing

Size	Air Flow at 2.5 m/s m ³ /h	Air Flow at 3.2 m/s m ³ /h	Number of Filters per stage	Max. Air Flow with Act. Carbon Filter m ³ /h**
KD-101	3400	4250	1	3000
KD-201/102	6800	8500	2	6000
KD-301/103	10200	12750	3	9000*
KD-202	13600	17000	4	12000
KD-302/203	20400	25500	6	18000*
KD/303	30600	38250	9	_*

*) Activated carbon filters are not available for types KD 103, KD 203 and KD 303.

**) Air flow depends on application

Dimensions and Weights

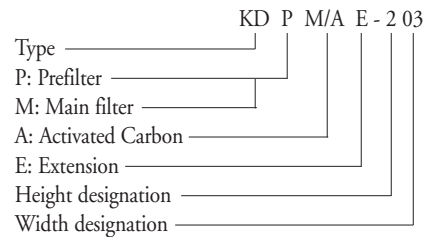
KD Filter Housing	Dimensions				Weights excl. Filter Elements	
	Width (mm)	Height (mm)	Depth (mm)	Min. Service Space (mm)	Housing Kg	Extention Kg
KD-101	690	750	520	610	32	10
KD-102	690	1360	520	610	48	20
KD-103	690	1970	520	610	65	33
KD-201	1300	750	520	900	51	20
KD-202	1300	1360	520	900	71	30
KD-203	1300	1970	520	900	91	43
KD-301	1910	750	520	610/900	71	33
KD-302	1910	1360	520	610/900	97	43
KD-303	1910	1970	520	610/900	124	57

*) 610 mm on one side - 900 mm on the other side

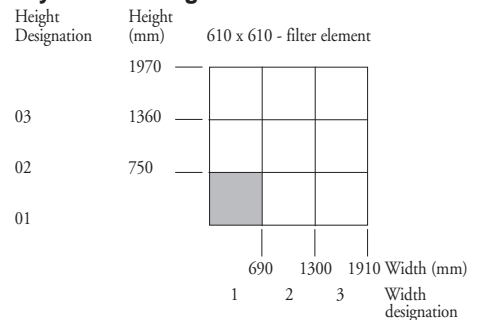
**) Depth of housing including extension is 1040 mm

Style Code

An example of a KD Filter Housing style code including 6 filter elements per filter bank with a width of 1300 mm and a height of 1970 mm:



Style Code Diagram



AAF-International B.V.
P.O. Box 7928
1008 AC Amsterdam
The Netherlands
Tel.: + 31 20 549 44 11
Fax: + 31 20 644 43 98

International AAF Offices:

Vienna (A), Montreal (CDN), Dortmund (D),
 Vitoria (E), Paris (F), Cramlington (GB),
 Athens (GR), Milan (I), Riyadh (KSA),
 Mexico (Mex), Amsterdam (NL), Singapore,
 Istanbul (TR), Louisville, Ky (USA)

AAF Agents:

Copenhagen (DK), Bangalore (IND)
 Oslo (N), Lisbon (P), Johannesburg (RSA),
 Dalsjöfors (S), Malmö (S), Helsinki (SF)



AAF has a policy of continuous product research and improvement and reserves the right to change design and specifications without notice