

AstroCel[®] TM Hood

Hermetically Sealed HEPA and ULPA Terminal Filter Hood

- Dedicated cleanroom filter
- Filter classes H14, U15, U16 and U17 to EN1822
- Lightweight and easy to install
- Hermetically closed construction
- Knife edge and dry seal execution
- Filters for ultra clean environments



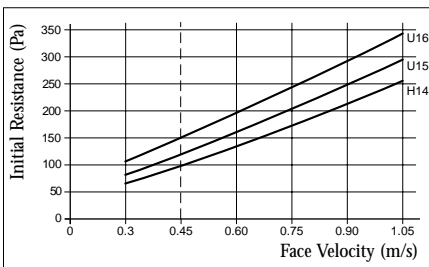
The AstroCel TM Ceiling Hood is available in the classification ranges H14, U15, U16 and U17 in accordance with EN1822 and is designed to meet the stringent air quality requirements of cleanrooms. Hermetically sealed to prevent voids and leaks, the TM Hood can be used in individually ducted laminar

and non-laminar cleanrooms. The TM Hood is available in a dry seal one piece gasket and knife edge execution. The TM Hood has many benefits:

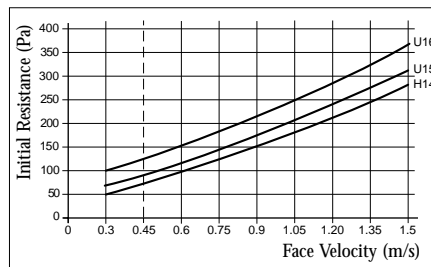
- Lightweight and easy to install.
- Safeguards processes, workers and products.

- Factory tested and certified to meet the most stringent legal and industry requirements.
- Can be subjected to overall efficiency, scan, leak, air distribution and external reference testing.

Resistance vs Face Velocity




Filter depth 125 or 145 mm:
48 mm media pack



Filter depth 178 or 198 mm:
96 mm media pack

Note:
Add 15 Pa to initial resistance for hood construction.





AstroCel® TM Hood

An AstroCel TM Hood can be ordered using the following Component Code Definition System. Use the table to specify a product suitable to your application requirements.

Selection Table

Item	Component	Component Code Definition*
A	Type of Filter	TM = Terminal Hood
B	Media**	A = Waterproof glass fibre E = Waterproof glass fibre M = Waterproof glass fibre
C	Cell Sides	98 = Anodized aluminium extrusion, Knife-Edge skirt profile 99 = Anodized aluminium extrusion, standard profile 98 = Anodized aluminium extrusion, Knife-Edge skirt profile
D	Gasket	L = Knife-Edge skirt P = No gasket S = 5 mm, half round profile, one piece foamed
E	Gasket Location	0 = No gasket 2 = Air leaving side
F	Acceptance Level	R = H14 Min. 99.995%, @ MPPS acc. to EN1822 M = U15 Min. 99.9995%, @ MPPS acc. to EN1822 N = U16 Min. 99.99995%, @ MPPS acc. to EN1822 T = U17 Min. 99.999995%, @ MPPS acc. to EN1822
G	Faceguard Location	0 = No faceguard, maximum size 610 x 1220 mm and or 762 x 915 mm 2 = Gasket side only, media pack gasket side
H	Options	D = Divider DD = Divider and damper DG = Divider and volume control damper

* **Bold typeface:** standard execution.

** To be determined by AAF engineering.

How to Order

Below a typical example of how to order a standard AstroCel TM Hood using the Component Code Definition System.

Item	A	B	C	D	E	F	G	H
Component Definition	TM	A	99	P	0	R	2	-

AAF-International B.V.
P.O. Box 7928
1008 AC Amsterdam
The Netherlands
Tel.: + 31 20 549 44 11
Fax: + 31 20 644 43 98
International AAF Offices:

Vienna (A), Montreal (CDN), Brussels (B), Dortmund (D), Vitoria (E), Paris (F), Cramlington (GB), Athens (GR), Milan (I), Riyadh (KSA), Mexico (Mex), Amsterdam (NL), Singapore, Istanbul (TR), Louisville, Ky (USA)

Standard Sizes and Ratings

Size in mm without gasket			Airflow at 0.45 m/s	
H	W	D ¹⁾	m ³ /h	m ³ /s
Style 99				
610	610	125	600	0.16
610	915	125	900	0.25
610	1220	125	1200	0.33
610	610	178	600	0.16
610	915	178	900	0.25
610	1220	178	1200	0.33
Style 98²⁾				
570	570	145	525	0.15
570	870	145	805	0.22
570	1170	145	1070	0.30
570	570	198	525	0.15
570	870	198	805	0.22
570	1170	198	1070	0.30

- 1) Add 65 mm for collar.
- 2) Overall height incl. 20 mm knife-edge. Other knife-edge length available upon request.

Notes:

- Standard inlet collar is DN 250.
- Other sizes and executions available upon request.
- Recommended final resistance: 500 Pa.
- Temperature limit: 70°C.

Initial resistance table at nominal airflow

Depth (mm)	Class			
	H14	U15	U16	U17
125	125	145	165	-
178	75	80	90	110

Note: Values for filter media add 15 Pa to initial resistance for hood construction.

Efficiency

Efficiency	Efficiency EN1822	
@ 0.3 µm	@ MPPS	
99.999%	H14	99.995%
@ 0.12 µm	U15	99.9995%
99.9995%	U16	99.99995%
99.99995%	U17	99.999995%

AAF Agents:

Copenhagen (DK), Bangalore (IND), Oslo (N), Lisbon (P), Johannesburg (RSA), Dalsjöfors (S), Malmö (S), Helsinki (SF)



AAF has a policy of continuous product research and improvement and reserves the right to change design and specifications without notice.